



ARROWHEAD

UNION HIGH SCHOOL DISTRICT

Annual Meeting

2011-2012

to parents and the community

We are pleased to present the 2011 Arrowhead Union High School District Annual Report. Arrowhead High Schools' success is directly linked to our dedicated and skilled staff, exceptionally hard working and talented students, and a supportive and generous community. As a highly respected school district with a long tradition of excellence in education, the Arrowhead School District values a system of continuous improvement, which is evident in every aspect of our work. Arrowhead High School is committed to providing a rigorous curriculum, skilled instruction, and a learning environment that responds to individual student academic needs. Our work is guided by research and a belief that every student is capable of attaining high levels of educational achievement in preparation for meeting the challenging demands of the twenty-first century. We look forward to sharing more specific information with you at the Budget Hearing and Annual Meeting, scheduled for August 17, 2011, starting at 7:00 p.m. in the North Campus Theater.

The information contained in this Annual Meeting document provides the most recent facts and figures regarding Arrowhead's primary goal and purpose of providing a quality educational system focused on student achievement. The role of the community in educating our students is crucial. We realize your support and involvement in the partnership of educating the students of Arrowhead is essential to continuing the tradition of excellence of our school district.

We hope the information contained in this document will provide you with a basis for learning more about the quality of our school and how the school serves the community of Arrowhead. We are extremely proud of all the wonderful accomplishments of Arrowhead High School and of our students' long tradition of academic and co-curricular success and achievement. Our commitment is to offer a personalized experience for all students, educating and inspiring each to learn, to grow and to succeed. I look forward to continuing to serve as your Superintendent and welcome the opportunity to work with you in providing our students quality learning experiences.

Craig Jefson
Superintendent

North Campus Theater

Wednesday

August 17, 2011

Budget Hearing -- 7:00 p.m.

Annual Meeting -- 7:30 p.m.



ARROWHEAD UNION HIGH SCHOOL DISTRICT

Annual Report and Proposed Budget

OF

ARROWHEAD UNION HIGH SCHOOL DISTRICT
OF THE TOWNS OF DELAFIELD, LISBON, MERTON, OCONOMOWOC,
VILLAGES OF CHENEQUA, HARTLAND, MERTON, NASHOTAH, SUSSEX,
AND THE CITIES OF DELAFIELD AND PEWAUKEE,
WAUKESHA COUNTY, WISCONSIN

Wednesday, August 17, 2011

BOARD OF EDUCATION

Joseph LeBlanc, President	Term Expires April 2014
Robert Rosch, Vice President	Term Expires April 2012
Susan Schultz, Clerk	Term Expires April 2013
Craig Thompson, Treasurer	Term Expires April 2014
Timothy Langer (<i>Appointee</i>)	Term Expires April 2012
Michael Kusch	Term Expires April 2014
Kent Rice	Term Expires April 2013
Donna Vrakas	Term Expires April 2013
Al Zietlow	Term Expires April 2012

Arrowhead High School
700 North Avenue
Hartland, Wisconsin 53029

South Campus/District Office
(262) 369-3611
North Campus (262) 369-3612

<http://www.arrowheadschoools.org>

introduction

Welcome to the Arrowhead Union High School District Annual Meeting

For additional budget information, please go to the Arrowhead High School web page at www.arrowheadschoools.org or call Steve Kopecky at 262-369-3611 ext. 4106. Additional copies of this Annual Report are available in the district office.

MISSION STATEMENT

The mission of The Arrowhead High School is to provide a comprehensive public education that challenges individuals to reach their full potential. Students, school, parents, and community share the responsibility to provide an 'Arrowhead Experience' that will enable students to become responsible adults who can succeed in the future. With students as the focus of all that we do, we are committed to establishing and achieving high expectations with measurable goals that promote excellence.

VALUES

People:

Students, school, parents, and the community establish a foundation based on communication, respect, trust, honesty, tolerance, and accountability, which is the source of our strength.

Learning:

Challenging students to develop to their potential in a positive, safe, student-focused environment is the core of the 'Arrowhead Experience'. Learning within a comprehensive curriculum is accomplished through instruction, competition, cooperation, creativity, diversity, personal responsibility, and independent thinking.

Excellence:

Through high expectations and established goals, students and staff strive to achieve first time quality.

2010/2011

Arrowhead High School

highlights

- **State Championships:** Girls' swimming and lacrosse; Boys' cross country
- **National Merit Finalists:** Ryanne Olsen and David Joda
- **Teachers of the Year:** Annette Lemieux and Ty Breitlow
- **Individual State Champions:** Russ Sandvold, track; Andrew Crone, Adam Yde, and Jake Sueflohn, wrestling; Kirstyn Wood and Jessica Krause, gymnastics; Mary Warren, Katie Duranso, Holly Johnson, Haley Pietila, Kate Jones, and Miranda Helbig, swimming
- **ACT Composite Scores:** Arrowhead rose to an all-time high of 24.9, with 453 students taking the test
- **WKCE Scores:** Reading 95.6%, Language Arts 93.4%, Math 90.9%, Science 93.6%, Social Studies 96.3%
- **AP Scores:** 79.3% of students score 3 or better on 967 tests

annual report

2011/2012 Preliminary Budget

To: Arrowhead Union High School District Electorate
From: Board of Education and School Officials
Date: August 1, 2011

The 2011-12 Preliminary Budget information you are reviewing represents the recommendations of the Arrowhead Union High School District staff and administration. The staff and administration realize the importance of developing a fiscally sound budget that reflects a commitment to quality education. Therefore, a great deal of time and effort has gone into the creation of this budget.

Fiscal year 2011-12 will mark the first year of the State of Wisconsin's 2011-12 biennial budget. The district is projecting a 10% loss in state equalization aid in 2011-12 (maximum amount allowed as proposed in 2011-13 state biennial budget). **The budget assumptions associated with the revenue limit formula and state equalization aid are based on the 2011-12 state biennial budget and 2011 Wisconsin Act 10.** With this in mind, the budget presented reflects the most up-to-date fiscal information received from the State of Wisconsin and the best estimates available to the district.

This budget is again being developed within the state imposed revenue limit. The revenue limit reflects a 2011-12

maximum allowable tax levy which uses the 2010-11 tax levy and the 2010-11 state general aids received as a base and adjusts it based on a three-year average enrollment increase, a **5.5%** per student decrease (**-\$565**), and on the 2011-12 state equalization aid projection. The student body head count is projected to increase in 2011-12 to **2,311 students** (from 2,278 students in 2010-11). This number (which is a very significant variable in the revenue limit formula) will not be certified until the third Friday in September of 2011. The negotiated agreements with the support staff union (AFSCME Local 3833) and the teachers' union (AUTO) ended on June 30, 2011.

The budget proposal put forth will provide every student with a strong academic program, a wide variety of co-curricular opportunities, and support services to assist each student in making a successful transition into continued education or work after high school.

Listed below are major components of the proposed budget.

DISTRICT EXPENSES

2011-12 General Fund and Capital Expansion Fund expenses are

projected to **decrease 5.29%**. 2011-12 budget adjustments include: reductions/additions to teaching staff and support staff; retirements and other personnel budget adjustments resulting in a reduction of approximately **\$471,500** in personnel expenses; projected 5.8% employee contributions to the Wisconsin Retirement System premiums resulting in an additional reduction of approximately **\$690,000** in personnel expenses; health insurance plan design change and carrier change resulting in an additional reduction of approximately **\$457,000** in personnel expenses; a reduction of approximately **\$32,400** in departmental supplemental expenses; a reduction of approximately **\$18,286** in Special Education net cost; a reduction of approximately **\$168,500** in Buildings and Grounds and Capital Expansion projects and equipment.

1. Personnel

The Personnel budget is projected to **decrease 7.53%**. This figure includes a net decrease of **6.25 full time equivalent (FTE)** teaching positions and a net increase of **.60 FTE** support staff positions. This budget includes the addition of

annual report

• **ACT Composite Scores:**
Arrowhead rose to an all-time high of 24.9 with 453 students taking the test

lunch room supervisors which will allow the district to restructure the teacher tutoring program.

This budget includes the projected **5.8%** employee contributions to the Wisconsin Retirement System premiums. Additional reductions to the personnel budget include the health insurance plan design change and carrier change resulting in decreased premium cost.

2. Continuing

This budget consists of contracted services, transportation, liability and property insurance, supplies, dues, fees, and utilities. This portion of the budget is projected to **increase .14%**. Budgeted casualty insurance expenses are projected to increase **\$51,000**. This is the result of higher projected workers' compensation premiums and higher unemployment costs in 2011-12. General Fund Open enrollment expenses are projected to increase **\$11,145** (to a total of **\$221,821**, which is offset by **\$942,741** in open enrollment revenues, resulting in a general fund net open enrollment gain of **\$720,920**). The regular education transportation budget is projected to decrease **\$4,780**. It is projected that one bus route will be eliminated

in 2011-12 (from 22 routes to 21 routes). This decrease in daily route costs has been partially offset by projected increased fuel costs.

3. Special Education

The 2011-12 net cost of the district's special education program is decreasing **1.14 % or \$18,286**. This includes the reduction of **.65** FTE teaching staff, the addition of **1.6** FTE support staff, and the addition of **1.0** FTE school psychologist position (offset by reduction of one school counselor) at Arrowhead. The state categorical aid reimbursement rate is projected to remain the same at **26.3%** in 2011-12. **Eighty-eight percent (88%)** of the ADSEC expenditure budget is personnel related.

4. Supplemental

This budget is projected to increase **20.74%** and is comprised of textbooks, equipment additions and replacements, and new programs. The proposed supplemental budget includes **\$58,469** for textbook purchases and **\$315,196** for the technology purchases. The district is projecting to use **\$110,716** in general fund

balance to fund a portion of the upgrade to the district's wireless network infrastructure.

5. Capital Expansion Fund Budget and Buildings and Grounds Projects Budget

The Capital Expansion Fund Budget was created to account for expenditures associated with acquiring and remodeling buildings and sites, for maintenance or repair expenditures that extend or enhance the service life of buildings and building components, sites and site components. These expenditures are accounted for in a segregated fund (Fund 41). The levy for Fund 41 must fall within the parameters of the state imposed revenue limit. Expenditures for equipment and furnishings are not a permitted Capital Fund Expansion use. The Capital Expansion Fund levy requires voter approval at the Annual Meeting.

The 2011-12 Capital Expansion Fund budget is projected to be **\$150,000**. These potential 2011-12 and beyond projects include: roofing and/or building envelope repairs. The 2010-11 Capital Expansion Fund totaled **\$0**.

annual report

• **WKCE Scores:**
Students score **95.6%** on
WKCE in Reading, up for
the third straight year

The 2011-12 Buildings and Grounds Projects budget is projected to be **\$317,760**. The 2010-11 Buildings and Grounds Projects budget totaled **\$467,760**. Potential expenditures included in this budget are: NC East gym bleacher improvements, transportation department radio system compliance upgrade, classroom desk replacement, classroom dry erase board replacement, purchase of snow removal/site maintenance equipment, classroom carpet replacement, and roofing and/or building envelope repairs.

6. Athletics

The athletic expenditure budget is projected to decrease **2.12%**. The athletic revenue budget is projected to increase **20.33%**. The 2011-12 athletic fee revenue is projected to increase **\$28,443**. This is the result of increasing the athletic fee from **\$125** in 10-11 to **\$150** in 2011-12. Athletic gate receipts are projected to increase **\$17,052**. The net athletic budget is projected to decrease **10.19%**.

7. Other Post Employment Benefits

The district offers post employ-

ment healthcare to teachers and administrators who have been employed with the district a minimum of 20 years and who have reached a minimum age of 55. A majority of these benefits are funded on a pay-as-you-go basis. Beginning in the 2008-09 fiscal year, the district had to recognize the cost of the post employment healthcare costs in periods when related services are received by the employer. The district also has to provide information about the actuarial accrued post employment liabilities in the annual audit statement. The Fund 73 Employee Benefit Trust Fund has been established for reporting resources set aside and held in a trust arrangement for post employment benefits. The current OPEB Trust Fund 73 fund balance is **\$1,141,060**. The 2010-11 OPEB Trust Fund 73 contribution was **\$146,500**. The 2011-12 OPEB Trust Fund 73 contribution is projected at **\$146,500**. The **\$146,500** contribution is in addition to the pay-as-you-go amount built into the 2011-12 Personnel budget.

DISTRICT REVENUES

Non-property tax revenues are projected to decrease **\$587,049**, or **8.29%**, in 2011-12. The district

is projecting state equalization aid to decrease **\$482,683**, or **10%**. The maximum 2011-12 aid loss possible under the 2011-13 state biennium budget proposal is **10%**. Two significant variables in calculating state equalization aid are student enrollment and equalized value. The 2011-12 state equalization aid formula shows Arrowhead's equalized value decreasing **2.95%** and student membership increasing **.39%**. This results in an equalized value per student decrease of **3.33%** in the 2011-12 state equalization aid formula. State equalization aid estimates are based on district assumptions at this time. The DPI will provide the final state equalization aid certification on or before October 15, 2011. The total amount of 2011-12 state equalization aid to be distributed statewide through the equalization aid formula is projected to be reduced by approximately 8.4%. Interest income is projected to decrease **\$7,700**, to **\$22,000** in 2011-12. Open enrollment revenue is projected to increase **\$11,689**, to **\$942,741** in 2011-12. Athletic revenue is projected to increase **\$54,240**, to **\$321,061** in 2011-12. Student book fees are project to decrease **\$24,200** in 2011-12. There will be no driver education revenue in 2011-12 as

annual report

- **Individual State Champions:**
Russ Sandvold, track;
Andrew Crone, Adam Yde &
Jake Sueflohn, wrestling

a result of the driver education program being eliminated. The 2011-12 Federal revenue will be reduced by **\$113,500** because the 2010-11 Federal Ed Jobs grant is completed as of June 30, 2011.

LONG-TERM DEBT SERVICE

The 2011-12 long-term debt service payments on existing referendum approved debt are projected to be **\$1,970,705**. This is a decrease of **\$47,809** from the 2010-11 level. The debt service payment will be offset by the use of **\$15,000** in debt service fund balance. The **\$15,000** represents approximately **26%** of the debt service fund balance.

COMMUNITY SERVICE

This fund is used to account for activities that have the primary function of serving the community. These are activities associated with the pool, theatre, gymnasiums, playing fields, etc. The tax levy within this fund is outside of the revenue limit. In 2011-12, the Community Service tax levy is projected to remain at **\$15,000**.

THE MAXIMUM ALLOWABLE TAX LEVY (Revenue Limit)

The budget being presented

is **\$891** under the maximum allowable tax levy. The actual maximum allowable tax levy will not be known until the September of 2011 enrollment count is completed. The district is using a 2011-12 enrollment (net of open enrollment students) of **2,193** (**increase of 35** students from the previous year) students for preliminary calculations of the maximum allowable tax levy.

PROPERTY TAXES

The Arrowhead Union High School District property tax levy is projected to decrease **\$879,033**, to **\$18,777,366**. This represents a decrease of **4.47%**. The 2011-12 tax levy increase is broken down as follows:

Tax Levy % Decrease associated with Expenditure Decrease	5.74%	-7.22%
Tax Levy % Increase associated with State Equalization Aid Loss of \$482,683 and other Revenue Loss		2.99%
Tax Levy % Decrease associated with the Debt Service Fund		-.24%
Total 2011-12 Projected Tax Levy Percent Decrease		-4.47%

The 2011-12 tax levy is very tentative at the present time. Based on a **0%** increase in the equalized value of the school district, the total school district mill rate is projected to be **\$3.40** per \$1,000 of equalized value. This represents a decrease of **4.47%** from the 2010-11 rate.

annual report

EXPENSE BREAKDOWN 2011-12

	2010-11 Budgeted Expenses	2011-12 Budgeted Expenses	% Increase
Personnel [Salaries, Wages, Benefits, WRS Prior Service]	18,064,595	16,860,167	-6.67%
Fund 73 Other Post Employment Benefits (OPEB) Trust Contribution	146,500	146,500	0.00%
Continuing [Purch. Services, Supplies, Dues, Fees]	3,896,337	3,901,760	0.14%
Special Education	1,599,896	1,581,610	-1.14%
Supplemental [Equipment, Texts, New Programs]	377,187	455,420	20.74%
Buildings and Grounds Projects	<u>636,260</u>	<u>317,760</u>	-50.06%
Total General Fund Expenditures	\$24,720,775	\$23,263,217	-5.90%
Capital Expansion Fund	<u>0</u>	<u>150,000</u>	
Total General and Capital Expansion Fund Expenditures	\$24,720,775	\$23,413,217	-5.29%

The categories listed above are discussed in the memorandum to the Arrowhead Union High School District Electorate on pages 4-7 of this document.

annual report

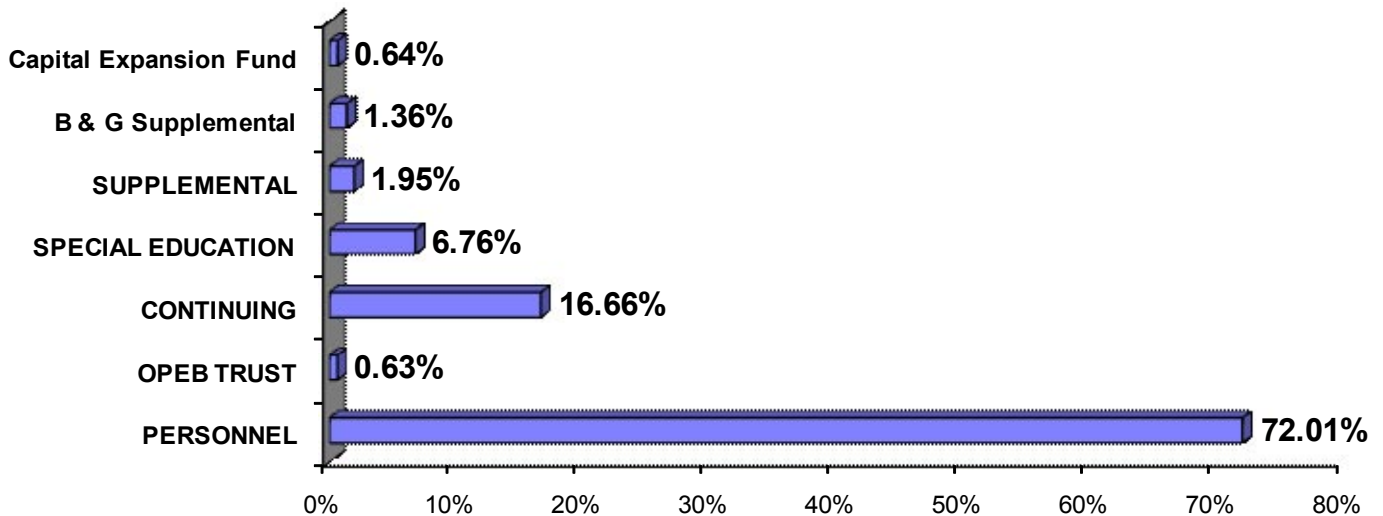
TAX LEVY CALCULATION 2011-12

	Budget 2010-11	Proposed Budget 2011-12	10-11 to 11-12 \$ Increase	10-11 to 11-12 % Increase
1 General Fund Expenditures	24,720,775	23,263,217	-1,457,557	-5.90%
2 Capital Expansion Fund	<u>0</u>	<u>150,000</u>	150,000	
3 Total General Fund Expenses and Capital Expansion Fund	24,720,775	23,413,217	-1,307,557	-5.29%
4 Less: General Fund Non-Property Tax Revenues, Fees, Interest Income, Grants, State Revenue Through Local Source, Categorical Aids, Open Enrollment, TIF Revenue, etc.	2,148,970	2,049,691	-99,279	-4.62%
General State Aid	4,826,830	4,344,147	-482,683	-10.00%
Computer Aid	104,789	100,102	-4,687	-4.47%
Mobile Home Fees	<u>2,300</u>	<u>1,900</u>	-400	-17.39%
5 - General Fund Non-Property Tax Revenues	7,082,889	6,495,840	-587,049	-8.29%
6 = Revenue Needed to Support General Fund and Capital Expansion Fund	17,637,885	16,917,377	-720,508	-4.09%
7 + Revenue Needed to Support Debt Service Fund	2,018,514	1,970,705	-47,809	-2.37%
8 + Revenue Needed to Support Community Service Fund [Community Service Levy is Outside of the Revenue Limit]	15,000	15,000	0	0.00%
9 - Use of General Fund Balance for 1 to 1 Wireless	0	0	0	
- Network Infrastructure	0	110,716	110,716	
10 - Use of Debt Service Fund Balance to Offset Tax Levy	<u>15,000</u>	<u>15,000</u>	<u>0</u>	
11 = Total District Property Tax	19,656,399	18,777,366	-879,033	-4.47%
12 General Fund Mill Rate	\$3.19	\$3.01		-5.56%
13 Capital Expansion Fund Mill Rate	\$0.00	\$0.03		
14 Community Service Fund Mill Rate	\$0.003	\$0.003		0.00%
15 Debt Service Fund Mill Rate	<u>\$0.36</u>	<u>\$0.35</u>		-2.39%
16 Total Mill Rate	\$3.55	\$3.40		-4.47%
17 2010 Equalized Value	\$5,530,275,528			
18 2011 Equalized Value [Projected variance = 0.00%]		\$5,530,275,528		
19 2010-11 September Student Enrollment Head Count [Actual]	2,278			
20 2011-12 September Student Enrollment Head Count [Projected]	<u>2,311</u>			
21 Increase/[Decrease]	33			
22 2010-11 Operating Cost/Student	\$10,852			
23 2011-12 Operating Cost/Student [Projected]	<u>\$10,066</u>			
24 Increase/[Decrease]	[\$786]			
25 2011-12 Projected General Fund Operating Cost/Student % Increase				-7.24%
26 2011-12 Projected General and Capital Expansion Fund Operating Cost/Student % Increase				-6.64%
27 2011-12 Maximum Allowable Levy [Revenue Limit]		\$18,778,257		
28 Amount Over/[Under] 2010-11 Maximum Allowable Levy		<u>[\$891]</u>		
29 2011-12 Tax Levy % Increase Associated With -5.29% Expenditure Decrease		-7.22%		
30 2011-12 Tax Levy % Increase Associated With State Equalization Aid and Other Revenue Loss of \$587,049		2.99%		
31 2011-12 Tax Levy % Increase Associated With Debt Service Fund		<u>-0.24%</u>		
32 Total 2011-12 Projected Tax Levy % Increase		-4.47%		

annual report

• National Merit Finalists:
Ryenne Olsen &
David Joda

2011-12 Arrowhead Union High School District General Fund and Capital Expansion Fund Expenditures

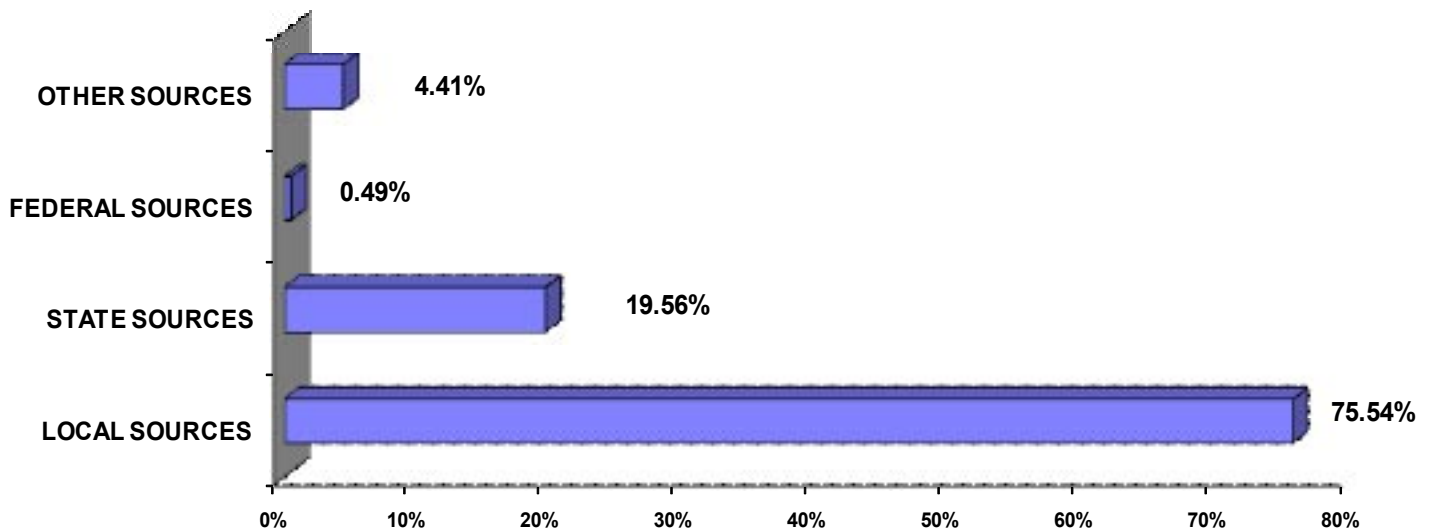


This graph represents the district's 2011-12 General Fund and Capital Expansion Fund Expenditures. The categories shown on the graph are discussed in the memo to the electorate on the previous pages.

annual report

- State Championships:
Girls' swimming & lacrosse;
Boys' cross country

2011-12 Arrowhead Union High School District General Fund and Capital Expansion Fund Revenues



This graph represents the district's General Fund and Capital Expansion Fund Revenues.

Local sources make up 75.54% of the total revenue. Local sources are comprised of property taxes, student fees, interest income, etc.

State sources make up 19.56% of the total revenue. State equalization aid is projected to decrease 10% in 2011-12.

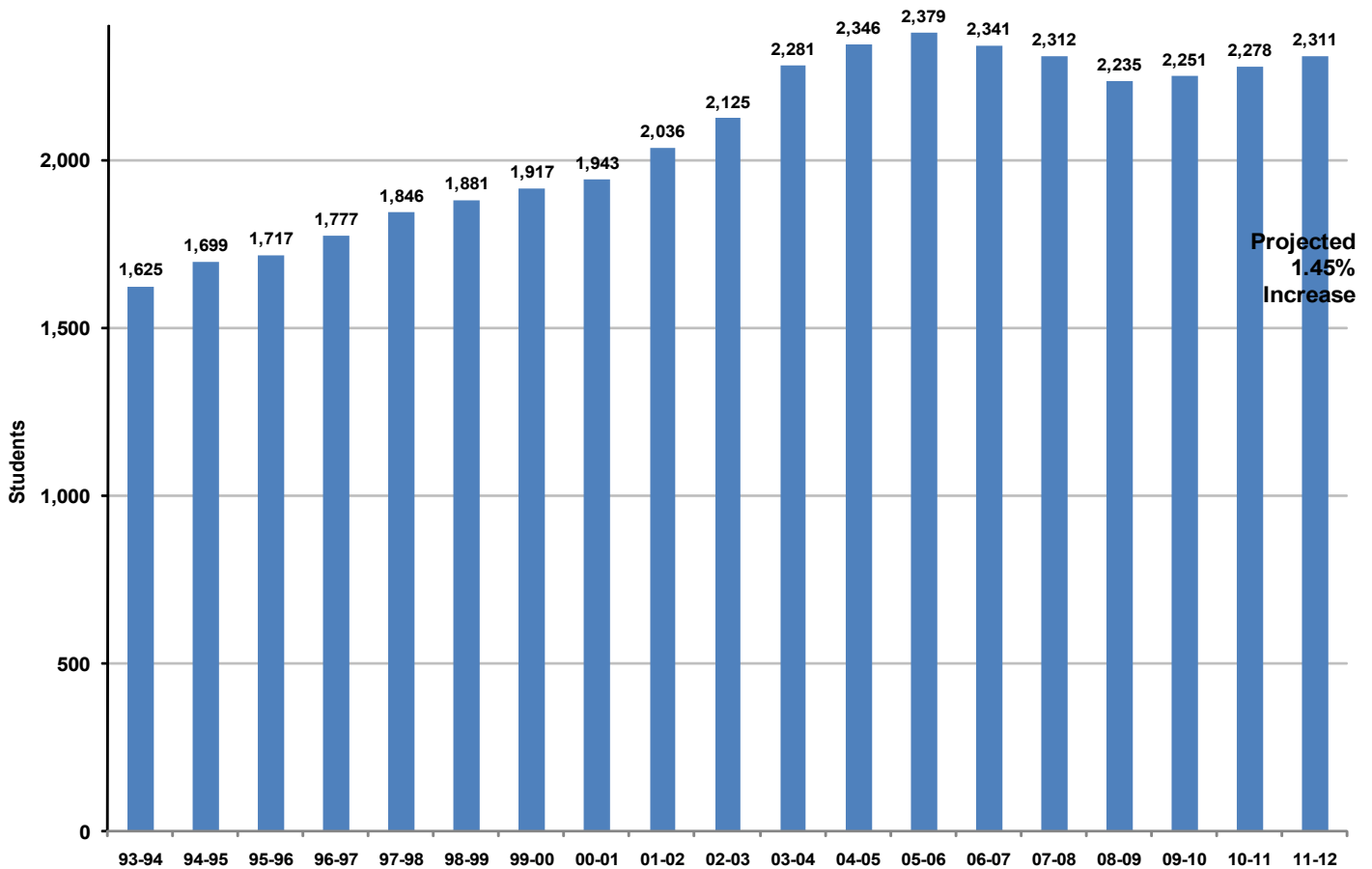
Federal sources make up .49% of the district's revenue budget.

Other sources make up 4.41% of the district's revenue. Insurance dividends, open enrollment revenue, and interfund transfers make up a majority of the other sources.

annual report

• Teachers of the Year:
Annette Lemieux
Ty Breitlow

ARROWHEAD UNION HIGH SCHOOL DISTRICT September Enrollment Count

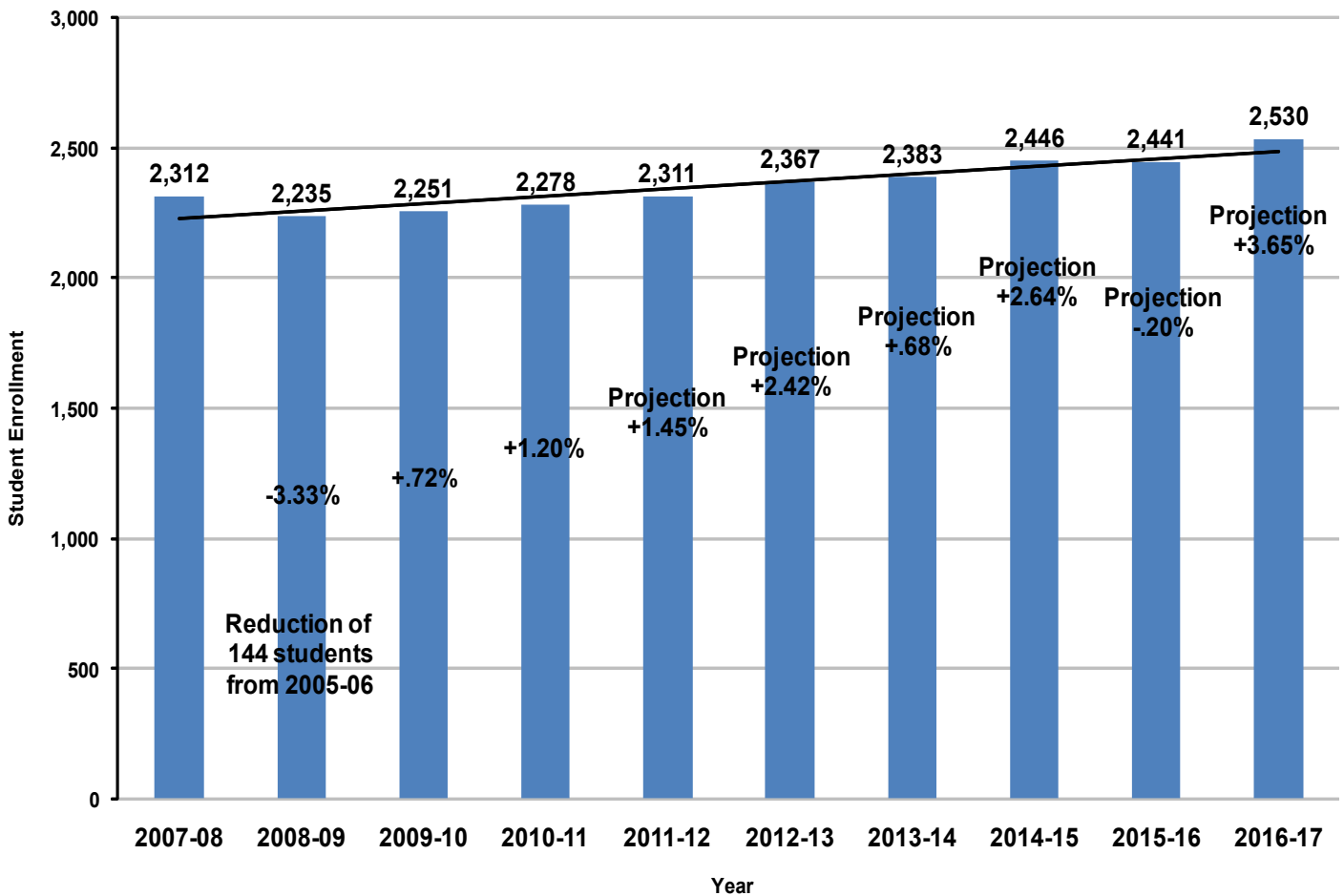


Student enrollment is an important variable in developing the annual budget. Enrollment determines staffing levels and material purchases. It also determines how much revenue is available to the school district because the revenue limit is based on an average of the last three years enrollment. The graph above shows a 40.2% increase in student enrollment from 1993-94 to 2010-11. Enrollment is projected to increase 1.45% in 2011-12.

annual report

• Individual State Champions:
Kirstyn Wood & Jessica Krause,
gymnastics; Mary Warren,
Katie Duranso, Holly Johnson,
Haley Pietila, Kate Jones &
Miranda Helbig, swimming

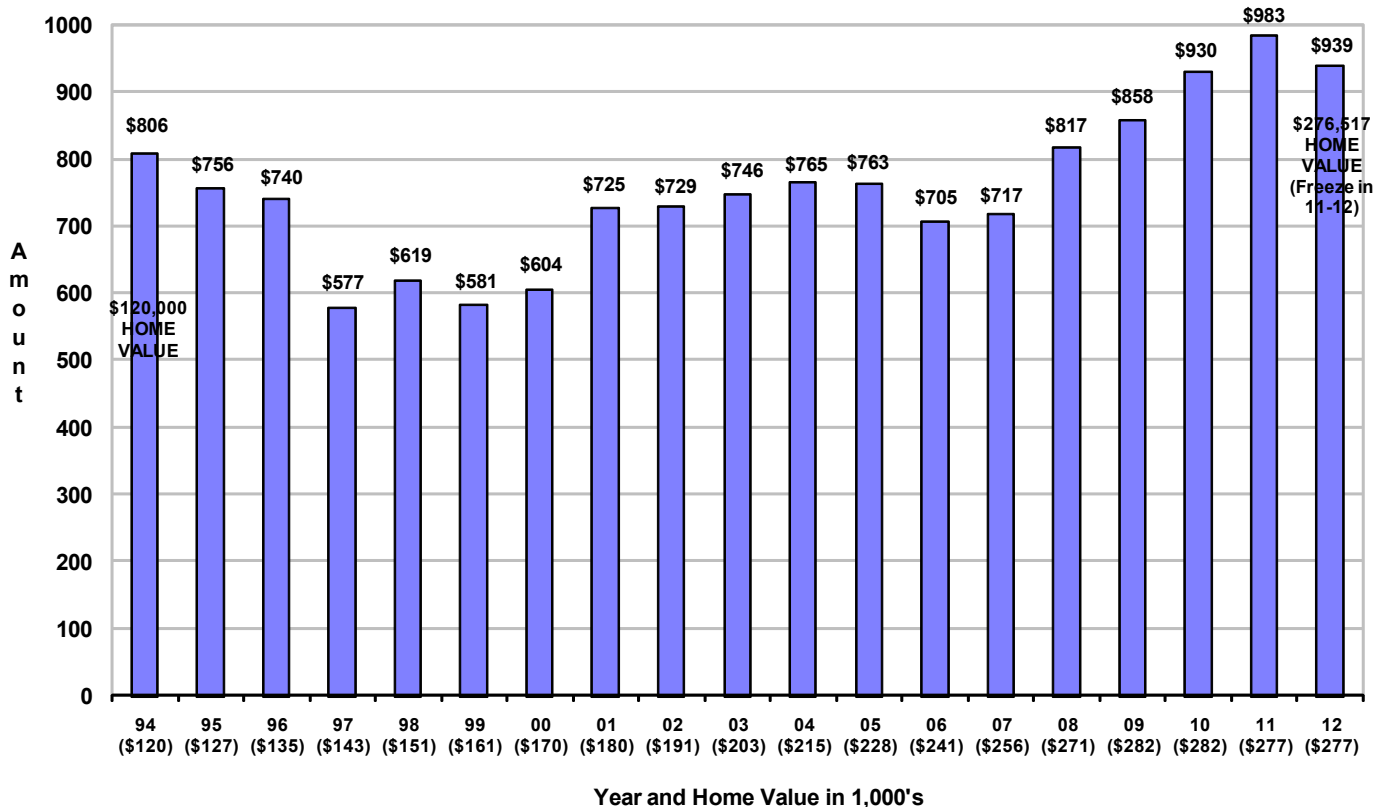
ARROWHEAD UNION HIGH SCHOOL DISTRICT Past, Current, and Projected Enrollment



The graph above represents student enrollment projections through 2016-17.
Student enrollment is projected to increase 252 students from 2010-11 through 2016-17.

annual report

ARROWHEAD - Annual comparison of Arrowhead Union High School District property taxes on a home valued at \$120,000 in 1994 and adjusted by a home value inflationary factor of 6% per year through 2008, 4% in 2009, and 0% in 2010 and 2011



This graph estimates the Arrowhead Union High School District property taxes paid on a home valued at \$120,000 in 1994 and adjusted by an estimated home value inflationary factor of 6% per year through 2008, 4% in 2009, 0% in 2010, -2% in 2011, and 0% in 2012. Even though the projected home value has increased 130.4%, or (\$156,517) since 1994, the 2012 projected property tax is projected to be 16.5% higher than the 1994 property tax.

CAPITAL EXPANSION FUND RESOLUTION

RESOLUTION CREATING A CAPITAL EXPANSION FUND AND LEVYING A TAX IN CONNECTION THEREWITH

BE IT RESOLVED by the electors of the Arrowhead Union High School District that a Capital Expansion Fund is hereby created pursuant to Section 120.10(10m) of the Wisconsin Statutes for the purpose of financing remodeling, maintenance, repair, and improvement projects at various district buildings and sites; and

BE IT FURTHER RESOLVED that a tax in the amount of \$150,000 be levied for the 2011/2012 school year to be deposited in the Capital Expansion Fund created above to be used only for the purposes specified above.

annual report

• AP Scores:
79.3% of students score
3 or better on 967 tests

PROPERTY TAX LEVY ESTIMATE

	ACTUAL 2009-10	ACTUAL 2010-11	BUDGET 2011-12	\$ INCREASE 2011-12	% INCREASE 2011-12
GENERAL FUND	16,282,619	17,637,885	16,656,661	-981,224	-5.56%
LONG-TERM DEBT SERVICE	2,057,325	2,003,514	1,955,705	-47,809	-2.39%
CAPITAL EXPANSION FUND	402,000	0	150,000	150,000	NA
COMMUNITY SERVICE	15,000	15,000	15,000	0	0.00%
TOTAL	18,756,944	19,656,399	18,777,366	-879,033	-4.47%
TAX BASE	5,690,254,626	5,530,275,528	5,530,275,528	0	0.00%
MILL RATE	3.30	3.55	3.40	-0.15	-4.47%

School district property tax amounts are controlled by the state-imposed revenue limit formula. This revenue limit formula restricts the property tax levy based on three-year average enrollment figures, a cost per student decrease (-5.5% or -\$565), the amount of state equalization aid received, and the amount of referendum-approved long-term debt service payments. The proposed 2011-12 tax levy has been developed within the scope of the state revenue limit formula.

Definition of Terms

GOVERNMENTAL FUNDS

Fund 10 - General Fund: The General Fund is the operating fund of the district. It is used to account for all financial resources of the district, except those required to be accounted for in other funds.

Fund 21 - Special Revenue Trust Fund: This fund is used to account for trust funds that can be used for district operations. The source of such funds is gifts and donations from private parties. Cash and investment accounts in this fund are required as specified by donors. There may be a fund balance in this fund.

Fund 27 - Represents the Arrowhead Schools Exceptional Education Cooperative

Fund 38 - Non-Referendum Debt: This fund is used to account for transactions for the repayment of debt issues that were approved without referendum. The Vilter farm principal and interest payments are recorded in this fund. The principal and interest payments to refinance the district's prior service liability are also recorded in this fund.

Fund 39 - Debt Service Fund: The Debt Service Fund is used to account for the accumulation of resources for, and the payment of, referendum-approved general long-term debt principle, interest, and related costs.

Fund 41 - Capital Expansion Fund: Projects financed with the tax levy for the purpose of acquiring and remodeling buildings and sites, and maintenance or repair expenditures that extend or enhance the service life of buildings and building components, sites, and site components.

Fund 49 - Capital Projects Fund: The Capital Projects Fund is used to account for financial resources and expenditures involved in the acquisition of major capital facilities or major maintenance projects.

Fund 50 - Food Service Fund: The Food Service Fund is used to account for financial resources from food sales and state and federal aids, and the related expenses for preparation and services of school hot lunches.

Fund 60 - Agency Fund: The Agency Fund is used to account for assets held by the district for pupil organizations.

Fund 72 - Trust Fund: Scholarships are recorded in this fund.

Fund 73 - Employee Benefit Trust Fund: This fund is used to account for resources held in trust for formally established defined benefit pension plans, defined contribution

plans, or employee benefit plans. Such plans must be legally established in accordance with state statutes, federal laws, and Internal Revenue Service requirements.

Fund 80 - Community Service Fund: This fund is used to account for all activities which have the primary function of serving the community and which cannot be classified as Instructional or Support Service for school age children.

Fund 81 - Ice Center: This fund is used to account for all revenues and expenses associated with the Howard G. Mullett Ice Center.

Fund 99 - Arrowhead District Transportation Cooperative (ADTC): This fund accounts for shared services within transportation. It is necessary to keep a separate accounting of financial transactions so that participant district shares can be accurately determined.

annual report

BUDGET ADOPTION 2011-12

	2009-10 Audited Actual	2010-11 Proposed Budget	2010-11 Unaudited Actual	2011-12 Proposed Budget	2011-12 Budget % Increase
GENERAL FUND (FUND 10)					
ASSETS	10,376,087	10,253,988	11,670,671	11,558,565	
LIABILITIES	4,811,100	4,689,000	5,251,389	5,250,000	
FUND BALANCE	5,564,988	5,564,988	6,419,281	6,308,565	
REVENUES & OTHER FINANCING SOURCES					
100 Operating Transfers-In	53,424	12,600	11,458	12,600	0.00%
Local Sources					
210 Property Taxes	16,282,619	17,637,885	17,637,885	16,656,661	-5.56%
213 Mobile Home Fees	2,248	2,300	2,372	1,900	-17.39%
240 Payment for Services	21,535	1,100	1,132	1,100	
260 Non-Capital Sales	132,778	111,550	130,821	109,380	-1.95%
270 School Activity Income	241,373	214,622	331,559	251,673	17.26%
280 Interest on Investments	42,003	29,729	17,725	22,000	-26.00%
290 Student Fees, Summer School Fees	473,551	429,654	488,285	399,118	-7.11%
Subtotal Local Sources	17,196,107	18,426,840	18,609,780	17,441,832	
Other School Districts Within Wisconsin					
310 Transit of Aids	0	0	0	0	
340 Payments for Services	57,732	32,945	36,068	37,690	14.40%
345 Open Enrollment	755,140	931,052	955,761	942,741	1.26%
380 Medical Service Reimbursements	0	0	0	0	
390 Other Inter-District, Within Wisconsin	0	0	0	0	
Subtotal Other School Districts Within Wisconsin	812,871	963,997	991,829	980,431	
Other School Districts Outside Wisconsin					
440 Payments for Services	0	0	0	0	
490 Other Inter-District, Outside Wisconsin	0	0	0	0	
Subtotal Other School Districts Outside Wisconsin	0	0	0	0	
Intermediate Sources					
510 Transit of Aids	4,572	3,020	7,382	3,020	
520 Payments in Lieu of Taxes	0	0	0	0	
540 Payments for Services	0	0	0	0	
580 Medical Services Reimbursement	0	0	0	0	
590 Other Intermediate Sources	0	0	0	0	
Subtotal Intermediate Sources	4,572	3,020	7,382	3,020	
State Sources					
610 State Aid — Categorical	117,145	112,800	117,596	113,500	0.62%
620 State Aid — General	5,386,888	4,826,830	4,826,830	4,344,147	-10.00%
630 DPI Special Project Grants	1,125	0	1,500	0	
640 Payments for Services	0	0	0	0	
660 State Revenue Through Local Governments	24,135	0	41,202	0	
690 Computer Aid	111,735	104,789	106,588	100,102	-4.47%
Subtotal State Sources	5,641,028	5,044,419	5,093,716	4,557,749	

annual report

BUDGET ADOPTION 2011-12

	2009-10 Audited Actual	2010-11 Proposed Budget	2010-11 Unaudited Actual	2011-12 Proposed Budget	2011-12 Budget % Increase
Federal Sources					
710 Categorical	326,263	30,350	21,752	31,000	2.14%
720 Insurance Settlement	0	0	0	0	
730 DPI Special Project Grants	40,433	46,136	40,567	42,305	-8.30%
740 Payments for Services	0	0	0	0	
750 IASA Grants	41,426	38,314	27,513	40,609	5.99%
770 Other Federal Revenue Through Local Units	0	0	0	0	
780 Federal Revenue Received Through the State	0	0	105,266	0	
790 Other Federal Revenue (PEP Grant, Ed Jobs Grant)	12,418	112,599	0	0	
Subtotal Federal Sources	420,539	227,399	195,098	113,914	
Other Financing Sources					
850 Reorganization Settlement	0	0	0	0	
860 Compensation, Fixed Assets	8,359	0	0	0	
870 Long-Term Obligations	0	0	0	0	
890 Miscellaneous	0	0	0	0	
Subtotal Other Financing Sources	8,359	0	0	0	
Other Revenues					
960 Adjustments	25,824	0	33,576	0	
970 Refund of Disbursement, Dividends	40,108	42,500	59,492	42,955	1.07%
980 Medical Service Reimbursement	0	0	0	0	
990 Miscellaneous	9,895	0	29,399	0	
Subtotal Other Revenues	75,827	42,500	122,467	42,955	
TOTAL REVENUES & OTHER FINANCING SOURCES	24,212,726	24,720,775	25,031,730	23,152,501	-6.34%
EXPENDITURES & OTHER FINANCING USES					
Instruction					
110 000 Undifferentiated Curriculum	0	0	0	0	
120 000 Regular Curriculum	9,504,364	9,367,090	9,084,532	8,665,721	-7.49%
130 000 Vocational Curriculum	2,005,675	1,957,620	1,943,365	1,833,683	-6.33%
140 000 Physical Curriculum	886,543	829,145	792,012	657,192	-20.74%
160 000 Co-Curricular Activities	1,184,222	1,201,480	1,217,239	1,162,686	-3.23%
170 000 Other Special Needs	127,661	143,568	144,868	67,190	-53.20%
Subtotal Instruction	13,708,465	13,498,903	13,182,016	12,386,472	
Support Sources					
210 000 Pupil Services	1,143,763	1,125,488	1,152,811	997,624	-11.36%
220 000 Instructional Staff Services	1,141,245	1,115,870	1,080,212	1,271,386	13.94%
230 000 General Administration	413,417	421,873	452,806	447,786	6.14%
240 000 School Building Administration	1,132,753	1,217,057	1,127,255	1,193,475	-1.94%
250 000 Business Administration	4,873,258	4,953,763	4,840,598	4,518,924	-8.78%
260 000 Central Services	25,119	30,542	18,907	30,536	-0.02%
270 000 Insurance and Judgments	262,077	234,924	250,869	285,913	21.70%
280 000 Debt Services	81,023	72,712	64,133	62,199	-14.46%
290 000 Other Support Services	169,378	235,071	337,648	261,471	11.23%
Subtotal Support Sources	9,242,032	9,407,300	9,325,239	9,069,314	

annual report

BUDGET ADOPTION 2011-12

	2009-10 Audited Actual	2010-11 Proposed Budget	2010-11 Unaudited Actual	2011-12 Proposed Budget	2011-12 Budget % Increase
Non-Program Transactions					
410 000 Inter-Fund Operating Transfers	1,625,056	1,599,896	1,458,507	1,581,610	-1.14%
430 000 Instructional Service Payments	20,081	0	0	0	
435 000 Open Enrollment	212,773	210,676	211,409	221,821	5.29%
490 000 Other Non-Program Transactions	4,251	4,000	266	4,000	0.00%
Subtotal Non-Program Transactions	1,862,161	1,814,572	1,670,183	1,807,431	
TOTAL EXPENDITURES & OTHER FINANCING USES	24,812,658	24,720,775	24,177,438	23,263,217	-5.90%
Fund 21 - Special Revenue Trust					
ASSETS	186,828	191,828	262,613	267,613	
LIABILITIES	0	0	0	0	
FUND BALANCE	186,828	191,828	262,613	267,613	
TOTAL REVENUES & OTHER FINANCING SOURCES	777,573	782,000	926,186	865,200	
TOTAL EXPENDITURES & OTHER FINANCING USES	806,711	777,000	850,402	860,200	
Fund 27 - Arrowhead District Special Education Cooperative					
ASSETS	575,000	465,000	350,063	235,100	
LIABILITIES	575,000	465,000	350,063	235,100	
FUND BALANCE	0	0	0	0	
TOTAL REVENUES & OTHER FINANCING SOURCES	5,814,861	3,992,291	3,976,932	3,184,463	
TOTAL EXPENDITURES & OTHER FINANCING USES	5,814,861	3,992,291	3,976,932	3,184,463	
AHS NET COST	1,547,662	1,599,896	1,458,507	1,581,610	
Fund 38 - Non-Referendum Debt					
ASSETS	517	517	517	517	
LIABILITIES	0	0	0	0	
FUND BALANCE	517	517	517	517	
TOTAL REVENUES & OTHER FINANCING SOURCES	0	0	0	0	
TOTAL EXPENDITURES & OTHER FINANCING USES	0	0	0	0	
842 000 INDEBTEDNESS, END OF YEAR	0	0	0	0	
Fund 39 - Debt Service Fund					
ASSETS	420,361	342,072	345,945	306,339	
LIABILITIES	0	0	0	0	
FUND BALANCE	420,361	342,072	345,945	306,339	
TOTAL REVENUES & OTHER FINANCING SOURCES	2,058,335	10,404,404	10,999,127	1,955,705	
TOTAL EXPENDITURES & OTHER FINANCING USES	2,093,109	10,482,693	11,073,542	1,995,311	
842 000 INDEBTEDNESS, END OF YEAR	15,960,700	14,025,000	14,025,000	12,605,000	

annual report

BUDGET ADOPTION 2011-12

	2009-10 Audited Actual	2010-11 Proposed Budget	2010-11 Unaudited Actual	2011-12 Proposed Budget	2011-12 Budget % Increase
Fund 41 - Capital Expansion Fund					
ASSETS	372,272	273,272	96,885	26,635	
LIABILITIES	0	0	0	0	
FUND BALANCE	372,272	273,272	96,885	26,635	
TOTAL REVENUES & OTHER FINANCING SOURCES	403,037	0	432	150,000	
TOTAL EXPENDITURES & OTHER FINANCING USES	533,971	99,000	275,819	220,250	
Fund 49 - Capital Projects					
ASSETS	1,395,715	0	56,239	0	
LIABILITIES	0	0	0	0	
FUND BALANCE	1,395,715	0	56,239	0	
TOTAL REVENUES & OTHER FINANCING SOURCES	1,961,208	70,415	97,231	0	
TOTAL EXPENDITURES & OTHER FINANCING USES	565,493	1,466,129	1,436,707	56,239	
Fund 50 - Food Service Fund					
ASSETS	20,300	48,183	50,979	68,183	
LIABILITIES	20,300	19,500	10,195	9,857	
FUND BALANCE	0	28,683	40,784	58,326	
TOTAL REVENUES & OTHER FINANCING SOURCES	619,755	748,460	610,989	633,774	
TOTAL EXPENDITURES & OTHER FINANCING USES	619,755	719,777	570,206	616,232	
Fund 60 - Agency Fund					
ASSETS	111,268	125,500	112,980	118,400	
LIABILITIES	111,268	125,500	111,268	118,400	
FUND BALANCE	0	0	0	0	
Fund 72 - Trust Fund					
ASSETS	12,617	12,667	12,932	12,385	
LIABILITIES	0	0	0	0	
FUND BALANCE	12,617	12,667	12,932	12,385	
TOTAL REVENUES & OTHER FINANCING SOURCES	67	550	1,066	553	
TOTAL EXPENDITURES & OTHER FINANCING USES	0	500	750	1,100	
Fund 73 - Employee Benefit Trust					
ASSETS	983,377	1,131,077	1,141,060	1,288,760	
LIABILITIES	0	0	0	0	
FUND BALANCE	983,377	1,131,077	1,141,060	1,288,760	
TOTAL REVENUES & OTHER FINANCING SOURCES	1,165,145	1,160,580	1,041,123	1,149,417	
TOTAL EXPENDITURES & OTHER FINANCING USES	589,500	1,012,880	883,440	1,001,717	
AMOUNT IN TRUST, END OF YEAR	983,377	1,131,077	1,141,060	1,143,277	
FISCAL YEAR INVESTMENT EARNINGS	1,972	1,200	1,883	1,200	

annual report

BUDGET ADOPTION 2011-12

	2009-10 Audited Actual	2010-11 Proposed Budget	2010-11 Unaudited Actual	2011-12 Proposed Budget	2011-12 Budget % Increase
Fund 80 - Community Service					
ASSETS	87,656	74,202	102,768	102,768	
LIABILITIES	33	0	0	0	
FUND BALANCE	87,690	74,202	102,768	102,768	
TOTAL REVENUES & OTHER FINANCING SOURCES	122,181	117,200	131,378	106,600	
TOTAL EXPENDITURES & OTHER FINANCING USES	172,442	130,688	116,299	106,600	
Fund 81 - Ice Center					
ASSETS	140,496	149,771	151,384	137,112	
LIABILITIES	0	0	0	0	
FUND BALANCE	140,496	149,771	151,384	137,112	
TOTAL REVENUES & OTHER FINANCING SOURCES	514,764	505,050	508,548	506,950	
TOTAL EXPENDITURES & OTHER FINANCING USES	484,247	495,775	497,660	521,222	
Fund 99 - Arrowhead District Transportation Cooperative					
ASSETS	3	0	0	0	
LIABILITIES	3	0	0	0	
FUND BALANCE	0	0	0	0	
TOTAL REVENUES & OTHER FINANCING SOURCES	98,816	97,900	67,184	68,000	
TOTAL EXPENDITURES & OTHER FINANCING USES	98,816	97,900	67,184	68,000	
<u>ALL FUNDS</u>					
TOTAL REVENUES & OTHER FINANCING SOURCES	\$37,748,469	\$42,599,625	\$43,391,927	\$31,773,163	
TOTAL EXPENDITURES & OTHER FINANCING USES	\$36,591,564	\$43,995,408	\$43,926,379	\$31,870,801	
AHS SHARE OF EXPENDITURES	\$32,324,365	\$41,603,013	\$41,407,955	\$30,267,948	

annual report

Arrowhead Union High School District

Annual Meeting Agenda

Wednesday, August 17, 2011

North Campus Theater

7:30 p.m.

(BUDGET HEARING AT 7:00 P.M.)

- I. CALL TO ORDER
- II. PLEDGE OF ALLEGIANCE
- III. ELECTION OF A CHAIRPERSON
The person so elected may or may not be a member of the school board. If the meeting is adjourned to another date, the same chairperson will preside.
- IV. TREASURER'S REPORT
The Treasurer's Report is summarized in the Annual Report Document. The complete Treasurer's Report will be available at the District Office when the 2010/2011 audit is complete.
- V. REVIEW OF THE 2010/2011 SCHOOL YEAR – Mr. Jefson
- VI. PROCEDURE TO SET THE ANNUAL MEETING DATE
Motion to allow the Board of Education to set the date and time between May 15th and October 31st, 2012.
- VII. OLD BUSINESS
Any question regarding last year's operation will be answered if at all possible. Any other Old Business may be brought up from the floor.
- VIII. NEW BUSINESS
 - A. DISTRICT OWNED TEXTBOOKS
A motion to approve the following fee schedule is recommended:
Book Rental: \$55.00
 - B. SALARIES OF THE SCHOOL BOARD MEMBERS
The annual meeting establishes the salaries of the school board members. At the present time, annual salaries are established at \$3,000 per board member.
 - C. TAX LEVY FOR THE ENSUING YEAR
 1. Tax levy for the Capital Expansion Fund (Resolution on page 14) in the amount of \$150,000 is recommended for the ensuing school year.
 2. Tax levy for Operations, Long-Term Debt Service, and Community Service in the amount of \$18,627,366 is recommended for the ensuing school year.
(Total 2011/2012 tax levy is proposed to be \$18,777,366 with the inclusion of the Capital Expansion Fund levy.)
 - D. OTHER NEW BUSINESS
- IX. ADJOURNMENT

August 18, 2010 Minutes

Arrowhead Union High School Annual Meeting

The Annual Meeting of the Arrowhead Union High School District was called to order by President Joe LeBlanc at 7:51 p.m. in the North Campus Theater.

Everyone rose for the Pledge of Allegiance.

President LeBlanc welcomed everyone to the Annual Meeting and introduced the Board of Education: Sue Schultz (North Lake seat), Donna Vrakas (Hartland/Lakeside seat), Al Zietlow (Lake Country seat), Craig Thompson (Stone Bank seat), Jack Gutschenritter (At Large seat), Bob Rosch (Swallow seat), Mike Kusch (At Large seat), Kent Rice (Richmond seat), and himself (Merton seat). He also introduced the administrative staff: Craig Jefson (Superintendent) and Steve Kopecky (Business Manager).

Mike Kusch nominated Joe LeBlanc to serve as the Annual Meeting Chairperson. The nomination was seconded by Jack Gutschenritter. There were no other nominations presented. Joe LeBlanc was elected by voice vote to preside as the Annual Meeting Chairperson.

Moved by Bob Rosch, seconded by Sue Schultz to accept the 2009/2010 Treasurer's Report as summarized on pages 16-20

of the Annual Report Document. Motion Carried by Voice Vote. The complete Treasurer's Report will be available at the District Office when the 2009/2010 audit is complete.

REVIEW OF THE 2009/2010 SCHOOL YEAR –

Mr. Jefson's review of the past school year included information regarding measures that have been taken to provide a quality education with fiscal responsibility. Over the past three years, budget reductions/adjustments totaled \$2,241,088. In 2010/2011, projected budget reductions/adjustments total \$708,100. When compared to the ten union high school districts in the state, Arrowhead High School ranks 7th in cost per member and 8th in mill rate.

Mr. Jefson reviewed five areas in which student achievement is assessed: Wisconsin Knowledge and Concepts Exam (WKCE), ACT composite scores, Advanced Placement (AP) testing, our Smart Goal – Curriculum and Instruction, and the District Report Card.

WKCE – This exam was given to all sophomores. In 2009/2010, the number of our students achieving a score of Proficient or Advanced reached an all-time high. In

Reading, 95% of our students achieved a score of Proficient or Advanced, compared to the state average of 76%; in Language Arts, 95% of our students achieved a score of Proficient or Advanced, compared to the state average of 68%; in Math, 93% of our students achieved a score of Proficient or Advanced, compared to the state average of 70%; in Science, 95% of our students achieved a score of Proficient or Advanced, compared to the state average of 72%; and in Social Studies, 95% of our students achieved a score of Proficient or Advanced, compared to the state average of 75%. Arrowhead High School ranked 5th in the state. Of the 4 schools ranked higher, their total combined student population was about 100. Arrowhead High School had over 550 sophomores take the exam. When compared to 11 other peer districts (comparable geographically and demographically), Arrowhead High School had the highest percentage of students scoring in the Advanced category. Among the peer districts, Reading scores from 8th to 10th grade declined between 2.9% to 12.5%. Arrowhead students in the class of 2011 and 2012 have seen Reading scores remain stable.

ACT composite scores – The 2009/2010 composite score for Arrowhead

High School was 24.8, which is the highest score we have ever achieved. In comparison, the state composite score dropped to 22.1, and the national composite score remained at 21.1. In 2009/2010, 453 students took the exam.

AP testing – In 2001, 321 students took 554 AP exams, with 76% of the students achieving a score of 3 or higher. By comparison, in 2010, 524 students took 964 AP exams, with 80% of the students achieving a score of 3 or higher. In 2010, the number of students taking AP exams and the percentage of students achieving a score of 3 or higher reached an all-time high. Students who achieve a score of 3 or higher may obtain college credits as well as high school credits. At Arrowhead High School, we currently offer 17 Advanced Placement courses.

Curriculum and Instruction –

Smart Goal – Mr. Jefson reviewed curriculum and instruction initiatives related to our Smart Goal, which include Reading, Standards and Assessments, 2020 Action Plan, Recording and Reporting, Writing, and the Professional Collaboration Plan. Academic achievement goals are specific, measurable, attainable, realistic, and timely. Measures of academic achievement include the WKCE, ACT, AP, Explore, Plan, PSAT, and Departmental Goals Assessment.

District Report Card –

- Approximately 93% of our students continue on to post-secondary education, compared to the state average of about 73%.
- The Arrowhead High School graduation rate is 95.2%, compared to the state average of 89.4%; 1.8% of our students receive a high school equivalency diploma (HSED), compared to the state average of 0.9%. The overall graduation rate is 97%.
- Extra/Cocurricular Participation: 56.4% of our students are involved in academic programs outside of the regular school day, compared to the state average of 10.4%; 63.3% of our students are involved in athletic programs, compared to the state average of 12.2%; 29.5% of our students are involved in our music program, compared to the state average of 4.4%.
- The attendance rate at Arrowhead High School is 97.2%, compared to the state average of 94.4%. Our retention rate is .23%, well below the state average of 1.81%. Our dropout rate is 0.76%, also well below the state average of 1.681%.
- Arrowhead High School has 144 full-time equivalent (FTE) teachers; 75% have a masters degree or higher. Our pupil/staff ratio is 15.55, which is above the state average of 12.86.
- Our truancy rate is 0.5%, compared to the state average of 16.6%.

Mr. Jefson also reviewed several significant initiatives and major areas of focus during the 2009/2010 school year. In regard to the 'Arrowhead Experience' indicators of success, Mr. Jefson noted that based on the results of the Wisconsin Knowledge and Concepts Exam (WKCE), Arrowhead High School was ranked #1 among the 67 schools in CESA #1, was ranked #5 in the state out of 437 school districts in Wisconsin, and was ranked #1 among schools that have more than 300 10th graders. Based on our Advanced Placement (AP) scores, *Newsweek* recognized Arrowhead High School as one of the top 5% of public high schools in the nation for the past 5 years. In 2010, Arrowhead High School was ranked 942 out of 1,300 high schools. In 2009/2010, we had 1,261 students participating in 40 cocurricular academic programs, with a total of 2,353 academic participants.

Sports Illustrated ranked the top high school athletic programs in America and ranked Arrowhead High School #1 in Wisconsin. In 2009/2010, 5 of our athletic teams won state titles. We offer 33 varsity sports, 90 levels. In 2009/2010, we had 1,421 students participating in 40 athletic programs, with a total of 2,521 athletic participants. In 2009/2010, 4 of our athletic teams were recognized by the Classic 8 Conference for sportsmanship awards, with a total of 12 teams in the past 3 years.

annual report

Mr. Jefson noted that every academic and athletic program at Arrowhead High School is required to participate in a Citizenship Initiative. He highlighted several of them, including the Key Club, which was established at Arrowhead High School in 2009/2010 and has 625 members, which is the largest in the world.

There are many scholar athletes at Arrowhead High School. In 2008/2009, there were 72 male seniors with a cumulative GPA of 3.5 or higher; 44, or 61.1%, were varsity athletes. There were also 97 female seniors with a cumulative GPA of 3.5 or higher; 53, or 54.6%, were varsity athletes.

Mr. Jefson noted numerous staff recognitions in 2009/2010 and the new staff members in 2010/2011. In 2009/2010, eight staff members retired with a combined 239.5 years of teaching experience.

Mr. Jefson concluded by summarizing the initiatives for the 2010/2011 school year. He thanked everyone for coming this evening, for their support in educating our young people, and for taking the time to attend and participate in the Budget Hearing and Annual Meeting. Arrowhead High School has a strong tradition of academic, extra and cocurricular excellence, outstanding students, highly qualified and dedicated staff members, and a supportive and generous community.

Chairperson LeBlanc thanked Mr. Jefson for his presentation, and on behalf of the school board and residents of the Arrowhead school district, he thanked Mr. Jefson for his continued commitment and efforts to maintain Arrowhead High School as one of the top high schools in the State of Wisconsin, as well as in the entire country.

Moved by Steve Eckels, seconded by Tim Steffen to authorize the Board of Education to set the date and time of the Annual Meeting during the month of August 2011. Motion Carried by Voice Vote.

OLD BUSINESS – Steve Eckels stated that he objected to the book rental fee, as this is something taxpayers should provide. It was noted that the book rental fee allows the district to continue to provide students with textbooks that are up-to-date and that the class fees cover consumable items that will be used by the students in that class.

NEW BUSINESS:

Moved by Mike Kusch, seconded by Kathy Nelson to approve the book rental fee of \$74.00 for the 2010/2011 school year. Motion Carried by Voice Vote.

Moved by Mike Kusch, seconded by Bob Rosch to set school board member annual salaries for the 2010/2011 school year at \$3,000.00 per board member. Motion Carried by Voice Vote.

Moved by Steve Eckels, seconded by Jeff Radakovich to approve the tax levy for Operations, Long-Term Debt Service, and Community Service in the amount of \$18,000,000 for the 2010/2011 school year.

Chairperson LeBlanc called for a standing vote. Voting: 25 votes cast; 9 Yes and 16 No. Motion Defeated.

Moved by Jack Gutschenritter, seconded by Bob Rosch to approve the recommended tax levy for Operations, Long-Term Debt Service, and Community Service in the amount of \$19,659,502 for the 2010/2011 school year. Motion Carried by Voice Vote.

There was no other new business.

Moved by Al Zietlow, seconded by Mike Kusch to adjourn. Motion Carried by Voice Vote.

The meeting adjourned at 8:45 p.m.

Respectfully submitted,

Diane Hoag, Recording Secretary
Susan M. Schultz, Clerk

calendar

ARROWHEAD UNION HIGH SCHOOL 2011/2012 CALENDAR

July

S	M	T	W	T	F	S
					1	2
3	4	5	6	7	8	9
10	11	12	13	14	15	16
17	18	19	20	21	22	23
24	25	26	27	28	29	30
31						

August

S	M	T	W	T	F	S
		1	2	3	4	5
7	8	9	10	11	12	13
14	15	16	17	18	19	20
21	22	23	24	25	26	27
28	29	30	31			

September

S	M	T	W	T	F	S
					1	2
4	5	6	7	8	9	10
11	12	13	14	15	16	17
18	19	20	21	22	23	24
25	26	27	28	29	30	

October

S	M	T	W	T	F	S
						1
2	3	4	5	6	7	8
9	10	11	12	13	★	15
16	17	18	19	20	21	22
23	24	25	26	27	28	29
30	31					

November

S	M	T	W	T	F	S
			1	2	3	4
6	7	8	9	10	11	12
13	14	15	16	17	18	19
20	21	22	23	24	25	26
27	28	29	30			

December

S	M	T	W	T	F	S
					1	2
4	5	6	7	8	9	10
11	12	13	14	15	16	17
18	19	20	21	22	23	24
25	26	27	28	29	30	31

Schedule of Events

- Aug. 24, 25, 26-New Student Orientation (*optional*)
- Aug. 25, 26-New Staff
- Aug. 30, 31-All Staff Inservice
- Aug. 30-Open House
- Aug. 31-New Student Orientation (a.m.)
- Sept. 1-First Day of School
- Sept. 5-Labor Day
- Oct. 7-Staff Inservice
- Oct. 13-Teacher Conferences (evening)
- Oct. 14-Teacher Conferences
- Oct. 27, 28-WEAC Convention
- Nov. 4-End First 9-weeks
- Nov. 24, 25-Thanksgiving Break
- Nov. 30-Building Level Meetings
- Dec. 23 - Jan. 2-Winter Break
- Jan. 18, 19, 20-Semester Exams
- Jan. 23-Inservice for Grading
- Feb. 20-Mid-Winter Break
- Feb. 29-Building Level Meetings
- March 8-Teacher Conferences (evening)
- March 9-Teacher Conferences
- March 23-End Third 9-weeks
- April 6 - 13-Spring Break
- April 23-Honors Recognition/ National Honor Society Induction
- May 28-Memorial Day
- June 3-Commencement
- June 6, 7, 8-Final Exams
- June 8-Check Out

January

S	M	T	W	T	F	S
1	2	3	4	5	6	7
8	9	10	11	12	13	14
15	16	17	△	△	△	21
22	23	24	25	26	27	28
29	30	31				

February

S	M	T	W	T	F	S
				1	2	3
5	6	7	8	9	10	11
12	13	14	15	16	17	18
19	20	21	22	23	24	25
26	27	28	29			

March

S	M	T	W	T	F	S
					1	2
4	5	6	7	8	★	10
11	12	13	14	15	16	17
18	19	20	21	22	23	24
25	26	27	28	29	30	31

April

S	M	T	W	T	F	S
1	2	3	4	5	6	7
8	9	10	11	12	13	14
15	16	17	18	19	20	21
22	23	24	25	26	27	28
29	30					

May

S	M	T	W	T	F	S
			1	2	3	4
6	7	8	9	10	11	12
13	14	15	16	17	18	19
20	21	22	23	24	25	26
27	28	29	30	31		

June

S	M	T	W	T	F	S
					1	2
3	4	5	△	△	△	9
10	11	12	13	14	15	16
17	18	19	20	21	22	23
24	25	26	27	28	29	30

SYMBOL KEY

- No School
- Inservice Day-No school for students
- △ Exam Day-1/2 day for students
- ★ Teacher Conferences -No school for students



Arrowhead High School
Phone: 262-369-3611
www.arrowheadschoools.org
5/16/11