

Academic and Career Exploration



Welcome Back Activity

Hands up



ACE Sophomore Year Overview

Big Idea: Explore Your Options

Goal - Explore available options in courses, activities, pathways, careers, college, and industry.

Homeroom Meeting Dates

Meeting dates:

September - ACE Explore Career Clusters

October - All School Mental Health Homeroom

November - All School Survey Homeroom

December - ACE Explore AHS Course Options

February - ACE Explore Careers in Industry

May - ACE Explore Next Steps

ACE - Academic Career Exploration

What is today...Cluster and Career Exploration:

Today's Goals:


- 1) Identify career cluster that best suits you currently. (It could change over time!)
- 2) Identify three different careers you may be interested in.
- 3) Write goals based on your findings today.



What today is NOT...

- Do not feel like you need to know exactly what you are going to do after high school.
- You do not have to have the magic answer “What are you going to do with your life?”

“Plans are useless, but planning is indispensable” - Dwight D. Eisenhower

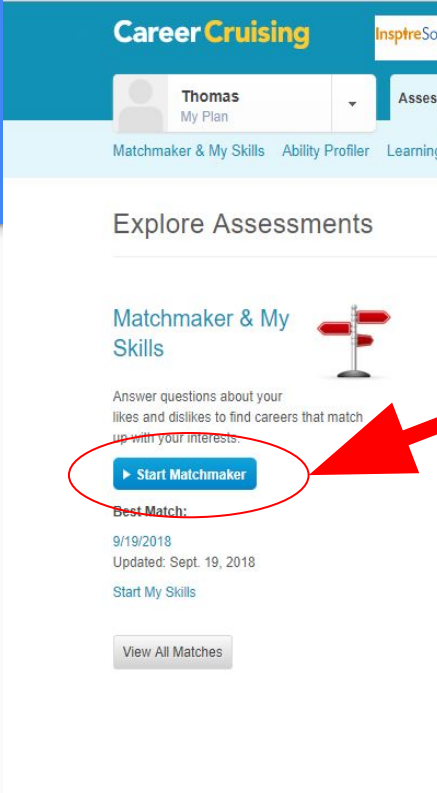


Activity 1: Accessing Career Cruising

- Go to AHS website: www.arrowheadschoools.org
- Click on the “CC” (CareerCruising) icon at the top right side of the screen
 - Login: same as your google login
 - You must be using your Arrowhead Gmail account!
 - Password: same as your google password

Activity 2: Matchmaker


1. Once logged in, click on “Assessments”, then click on “Start Matchmaker” button
2. Complete the “Matchmaker” up to question 39.



The screenshot shows the Career Cruising website interface. At the top, the user is logged in as Thomas, with a dropdown menu for 'My Plan' and an 'Assess' button. Below the navigation bar, there are links for 'Matchmaker & My Skills', 'Ability Profiler', and 'Learning'. The main content area is titled 'Explore Assessments'. Under this heading, there is a section for 'Matchmaker & My Skills' with a red arrow icon. Below this, there is a text prompt: 'Answer questions about your likes and dislikes to find careers that match up with your interests.' A blue button with a right-pointing arrow and the text 'Start Matchmaker' is circled in red, with a large red arrow pointing to it from the right. Below the button, there is a 'Best Match:' section with the date '9/19/2018' and the text 'Updated: Sept. 19, 2018'. At the bottom of this section is a 'Start My Skills' link and a 'View All Matches' button.

Activity 3: Identify your cluster.

1. Once you have completed the Matchmaker, Click into “my plan”, then click on “My Careers”, and “My saved clusters”.
2. Explore the career clusters listed by reading the “cluster overview” tab.
3. Choose the cluster that best fits you, make a brief comment on what seems most interesting about this cluster.



Activity 4: From Cluster to Career

1. From the cluster you saved, choose the “related careers” tab and identify three careers within that cluster that you think might be a good fit for you.

Consider...

- a. Are there some careers listed here that peak your interest?
- b. What intrigues you about this career and what might turn you away from this career?



2. Save them to your list of saved careers by clicking on “Save to my plan” in the top right corner. Then, in “my saved careers” write a brief “comment” as to why you chose that career.

Brainstorming Collaboration

In groups of 4, create a list of things you can be doing this year to explore...

- Future classes
- Co-curricular Activities (clubs, sports, academic teams)
- Pathways (sequence of classes for a certain career)
- Colleges
- Careers
- Industry

Share answers with the class.

What else can I be doing this year?

Talk with mentors (teachers, coaches, parents, peers, counselors)

Take classes that match your interests to learn more or try things out

Interview someone who has a career you are interested in

Participate in clubs / activities in areas of interest

Go on a job shadow



Explore Goal Setting

Go back into Career Cruising, click on
“My Plan”, then click on “My goals and Plans”

The screenshot displays the Career Cruising website interface. At the top, the logo 'Career Cruising' is visible in orange and white, followed by 'Inspire Southeast Wisconsin' and a language selector for 'Español'. Below the header is a navigation bar with a user profile dropdown and links for 'Assessments', 'Careers', and 'Education'. A secondary navigation bar contains 'My Plan', 'Build My Resume', 'Share My Plan', and 'Print My Plan'. The main content area features a user profile for 'Arrowhead Union High School' with an 'Edit Profile' link. A central sidebar lists various user options: 'My Assessments', 'My Careers', 'My Education', 'My Scholarships & Financial Aid', 'My Inspire Southeast Wisconsin', 'My Course Plan', and 'My Goals & Plans'. The 'My Goals & Plans' option is circled in red, with a large red arrow pointing to it from the right. To the right of this sidebar, there is a 'Matchmaker & My Skills' section with a 'Career Matchmaker' button.

Explore Goal Setting (Continued)

Short Term Goal: Write a goal for this year related to your career cluster on something you can commit to explore in this area through courses, activities, colleges, careers, or industries.

Long Term Goal: What do you want to be doing within 1 year after graduating high school?

Closure

What did you discover?

What did you not expect?

What challenges did you come across?