

Why a referendum?

Wisconsin School Funding Requires Referenda.



**REVISED PLAN
NEW SOLUTION**

VOTE APRIL 1, 2025

ARROWHEAD HIGH SCHOOL

Why a referendum?

- **Safety for Students & Staff** is the priority.
- **Time and failed referenda** have put our aging facilities at a tipping point (1955, 1969, 1999, 2024).
- **Wisconsin's school funding system requires referenda** to address significant capital & operating needs.



**REVISED PLAN
NEW SOLUTION**

VOTE APRIL 1, 2025

ARROWHEAD HIGH SCHOOL

Challenges with a 2-Building Campus

- **Safety and Security**
 - travel between campuses
 - multiple access points - unmonitored
- **Communication**
 - emergency situations
 - collaborative work
- **Incredible inefficiencies in staff and equipment**
 - two main offices, two cafeterias, two libraries
 - duplicate equipment/spaces (tech ed, music, art)
 - estimated \$1 million in annual redundancies



**REVISED PLAN
NEW SOLUTION**


VOTE APRIL 1, 2025

ARROWHEAD HIGH SCHOOL

Challenges with a 2-Building Campus

- **Scheduling/Learning**
 - 8 minute passing times
 - students/staff traveling between buildings
- **Behavior Modeling**
 - upperclassmen should be seen modeling appropriate social and academic behavior
- **Inconsistency**
 - disjointed connections
 - relationships with counselors & staff over 2 years

Why a referendum?

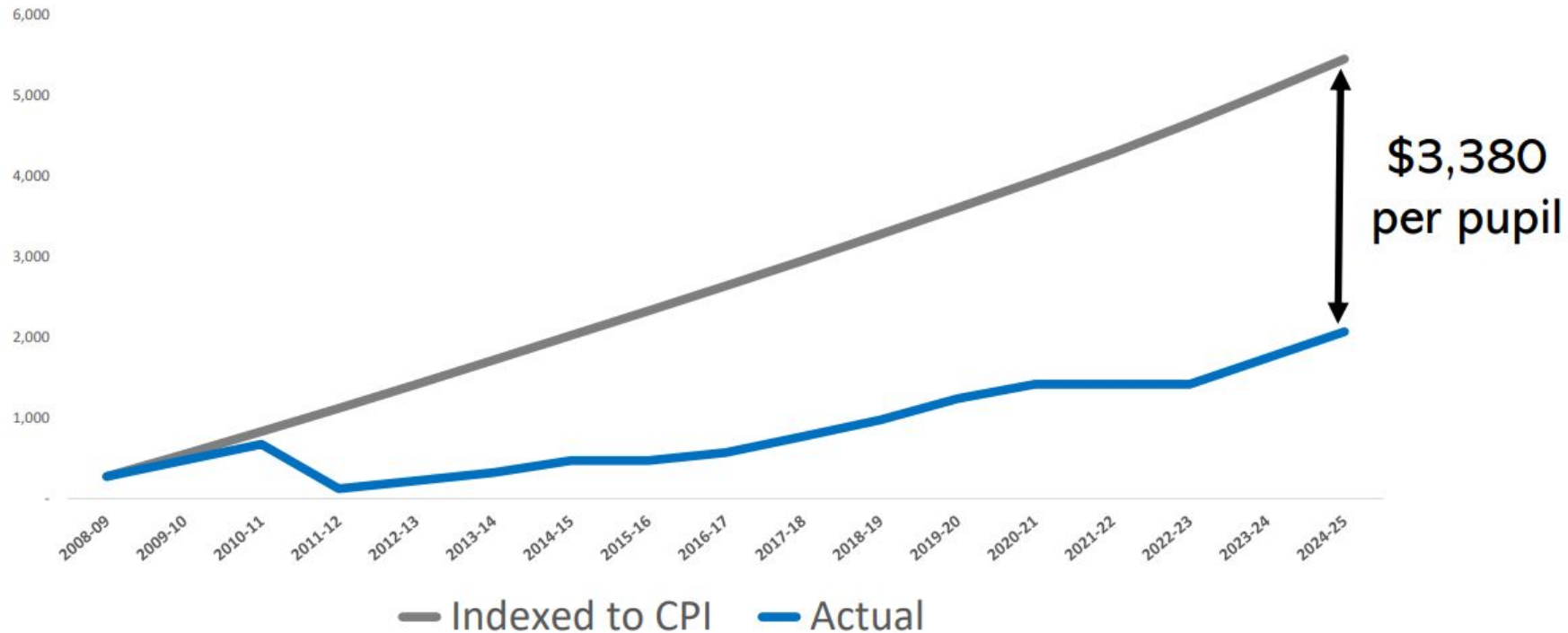
- In 1993, Wisconsin's Legislature instituted a limit on the revenue (state aid + property tax) a school district is provided each year (*The Revenue Limit*).
- The initial limit was arbitrarily  set at the amount each school district spent (*per student*) in 1992-93; it therefore varies widely across the state.
- The Revenue Limit was conveyed as a temporary property tax “fix,” and became permanent 2 years later.
- For 30+ years, the amount of funding public school districts are provided is limited/capped by this law.

Why a referendum?

In 2008, Wisconsin's Legislature ***stopped adjusting school funding to keep up with inflation.***

The chart on the next slide shows the impact.

General school district revenues per pupil lag inflation by more than \$3,300 since 2009



Why a referendum?

In 2008, Wisconsin's Legislature stopped adjusting school funding to keep up with inflation.

*If the state just kept up with inflation, the \$3,380 shortfall multiplied by 2,000 students means Arrowhead is missing **\$6,760,000 in ANNUAL FUNDING!***



**REVISED PLAN
NEW SOLUTION**

VOTE APRIL 1, 2025

ARROWHEAD HIGH SCHOOL

Why a referendum?

Arrowhead is one of the:

- lowest funded,
- lowest spending,
- lowest taxing,
- most cost-effective districts ***in the state.***

MAXIMUM REVENUE LIMIT COMPARISON

Waukesha County School Districts (2023-24)

District	Max. Revenue per Student per year	Max. Revenue per Student times(x) 2,000 (Arrowhead) Students	ANNUAL Difference	Five-year Difference
Kettle Moraine	\$12,708	\$25,416,000	\$3,416,000	\$17,080,000
Elmbrook	\$12,532	\$25,064,000	\$3,064,000	\$15,320,000
New Berlin	\$11,984	\$23,968,000	\$1,968,000	\$9,840,000
Menomonee Falls	\$11,756	\$23,512,000	\$1,512,000	\$7,560,000
Hamilton	\$11,410	\$22,820,000	\$820,000	\$4,100,000
Pewaukee	\$11,130	\$22,260,000	\$260,000	\$1,300,000
Oconomowoc	\$11,037	\$22,074,000	\$74,000	\$370,000
Muskego	\$11,000	\$22,000,000	\$0	\$0
Waukesha	\$11,000	\$22,000,000	\$0	\$0
Mukwonago	\$11,000	\$22,000,000	\$0	\$0
Arrowhead UHS	\$11,000	\$22,000,000	\$0	\$0

MAXIMUM REVENUE LIMIT COMPARISON

Wisconsin Union High School (UHS) Districts (2023-24)

District	Max. Revenue per Student per year	Max. Revenue per Student times(x) 2,000 (Arrowhead) Students	ANNUAL Difference	Five-year Difference
Nicolet	\$16,162	\$32,324,000	\$10,324,000	\$51,620,000
Lakeland	\$15,260	\$30,520,000	\$8,520,000	\$42,600,000
Lake Geneva	\$13,781	\$27,562,000	\$5,562,000	\$27,810,000
Bigfoot	\$13,583	\$27,166,000	\$5,166,000	\$25,830,000
Waterford	\$13,554	\$27,108,000	\$5,108,000	\$25,540,000
Wilmot	\$12,594	\$25,188,000	\$3,188,000	\$15,940,000
Union Grove	\$12,157	\$24,314,000	\$2,314,000	\$11,570,000
Central/Westosha	\$11,868	\$23,736,000	\$1,736,000	\$8,680,000
Hartford	\$11,853	\$23,706,000	\$1,706,000	\$8,530,000
Arrowhead	\$11,000	\$22,000,000	\$0	\$0

Where does AHS rank on *spending* per student?

Arrowhead ranks 366 out of 420 districts at \$15,012 Cost Per Member (resident student). Arrowhead is \$2,170 below the State Average cost per resident student of \$17,182 (*and high schools cost more to operate*).

2022-23 School District Annual Report Data			Districts with CPM > Arrowhead			365	
State Cost Per Member =	\$17,182			Arrowhead		1	
			Districts with CPM < Arrowhead			54	
District	Total Current Ed. Cost per member	Transport. Cost per member	Facility Cost per member	Total Ed. Cost per member	Food & Comm. Serv. per member	Total District Cost per member	Rank
Elmbrook	\$12,780	\$654	\$1,082	\$14,516	\$550	\$15,066	362
Shawano	\$12,306	\$557	\$1,033	\$13,896	\$1,158	\$15,054	363
Mondovi	\$12,299	\$573	\$1,411	\$14,283	\$745	\$15,028	364
Durand	\$11,696	\$1,071	\$1,639	\$14,406	\$610	\$15,016	365
Arrowhead UHS	\$13,194	\$598	\$749	\$14,542	\$469	\$15,012	366

Arrowhead *Spending* Compared to Other Union HS Districts

2022-23 School District Annual Report Data							
State Cost Per Member =	\$17,182						
District	Total Current Ed. Cost per member	Transport. Cost per member	Facility Cost per member	Total Ed. Cost per member	Food & Comm. Serv. per member	Total District Cost per member	Rank (Statewide)
Nicolet UHS	\$19,413	\$846	\$6,372	\$26,631	\$1,450	\$28,081	9
Lakeland UHS	\$21,004	\$1,552	\$2,566	\$25,121	\$820	\$25,941	13
Big Foot UHS	\$15,899	\$927	\$6,144	\$22,970	\$2,461	\$25,431	15
Wilmot UHS	\$16,359	\$558	\$4,285	\$21,202	\$745	\$21,947	38
Waterford UHS	\$16,692	\$520	\$2,448	\$19,661	\$963	\$20,625	58
Union Grove UHS	\$14,499	\$712	\$2,623	\$17,834	\$863	\$18,697	117
Lake Geneva-Genoa UHS	\$15,289	\$754	\$787	\$16,829	\$1,213	\$18,042	157
Central/Westosha UHS	\$13,073	\$541	\$2,430	\$16,044	\$686	\$16,729	254
Hartford UHS	\$13,822	\$676	\$870	\$15,367	\$817	\$16,185	280
Arrowhead UHS	\$13,194	\$598	\$749	\$14,542	\$469	\$15,012	366

Department of Public Instruction Data

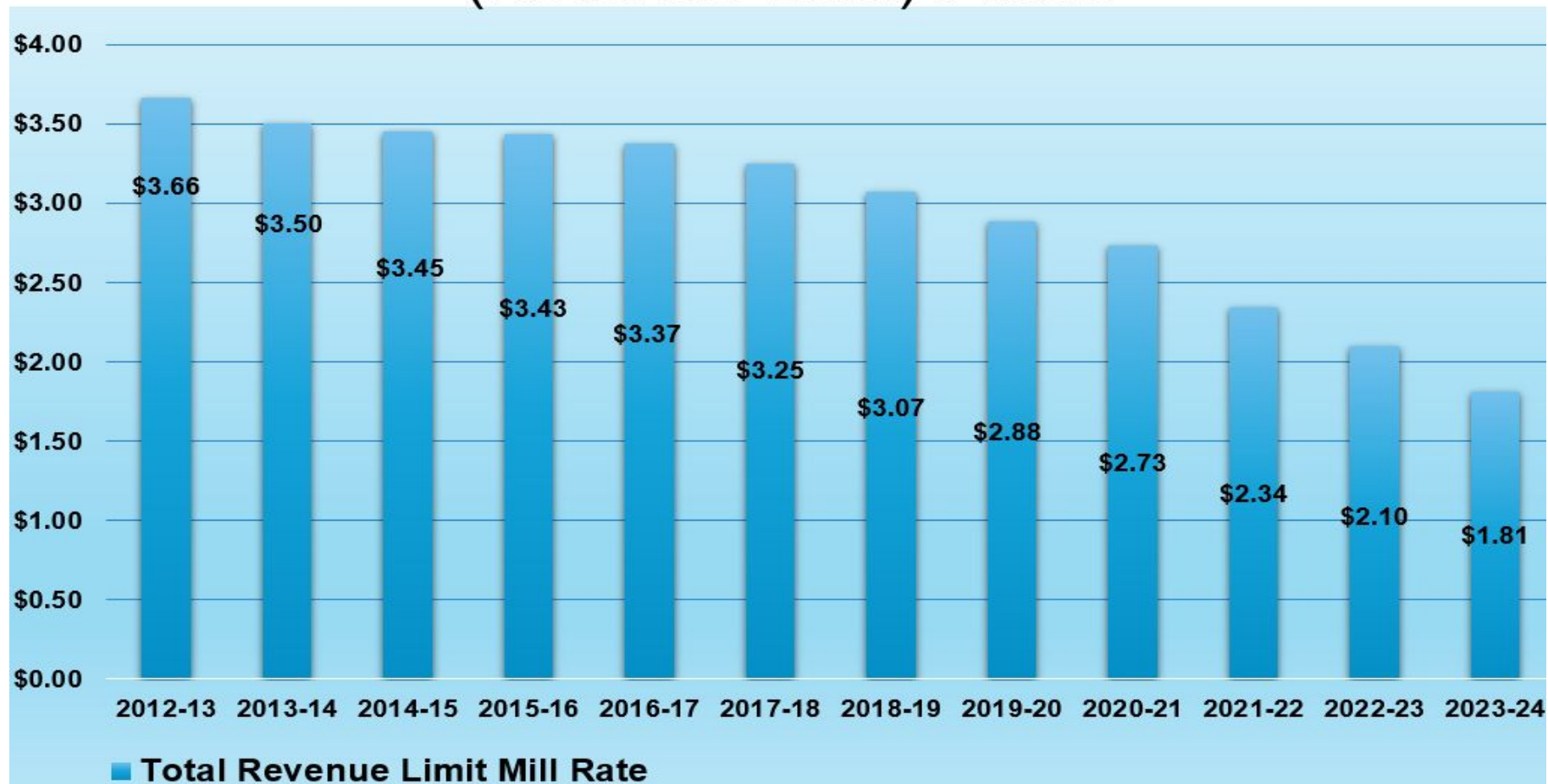
Arrowhead is one of the lowest spending districts in the state.

[Total District Cost Per Member 2023-24](#)

[Comparative Cost Per Member | Wisconsin DPI](#)

MILL (Tax) RATE ANALYSIS

(Revenue Limit) Funds



**Passed
referenda in
April, 2024 so
tax rates will
increase.**

**PASSED
Referendum on
November 5
ballot**

**Where AHS
would be if April
ballot is
approved**



2023-24	Combined TOTAL
	Gr. 4K-12
<u>Waukesha County Districts</u>	<u>Tax (Mill) Rate</u>
Kettle Moraine	7.22
Menomonee Falls	6.91
Hamilton	6.91
Pewaukee	6.85
Elmbrook	6.50
Mukwonago	6.20
Oconomowoc	6.09
Muskego	5.99
New Berlin	5.87
Waukesha	5.64
***Arrowhead HS + Average 4K-8	5.18

Source: Wisconsin Department of Public Instruction.



**REVISED PLAN
NEW SOLUTION**

VOTE APRIL 1, 2025

ARROWHEAD HIGH SCHOOL

Why a referendum?

Arrowhead is one of the:

- lowest funded,
- lowest spending,
- lowest taxing,
- most cost-effective districts ***in the state.***